



Potency Results

Sample Name: Gary Payton THCP Flower

Client: Blue Moon

Client Batch ID:

Pinnacle-Analytics.com

3549 Lear Way, Suite 101

Medford OR 97504

P:(541)300-8217

Sample ID:

Matrix: Flower

Prep Analyst: Megan A.

Analysis Method: 0668534+6 H3 8-19-2024 #2.lcm

Sampling Method: N/A

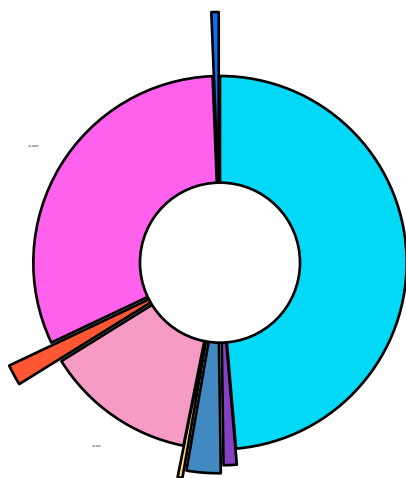
Reference Method: JCB 2009: HPLC/DAD

Analysis Batch: 4-7-2025 H3 101, 276 Flower

Date Sampled: 4/4/2025

Date Reported: 4/10/2025

Total THC (THCA*0.877+d9-THC) **0.290%**
Total CBD (CBDA*0.877+CBD) **11.7%**
Moisture Content **11.9%**



■ CBDA	■ d9-THC	■ d9-THCP
■ CBGA	■ d8-THC	■ d8-THCP
■ CBD	■ THCA	


Cannabinoid	% Weight	mg/g
CBDV	<LOQ	<LOQ
CBDA	12.4	124.0
CBGA	0.29	2.9
CBG	<LOQ	<LOQ
CBD	0.752	7.52
THCV	<LOQ	<LOQ
CBN	<LOQ	<LOQ
d9-THC	0.107	1.07
d8-THC	3.32	33.2
9S-HHC	<LOQ	<LOQ
9R-HHC	<LOQ	<LOQ
CBC	<LOQ	<LOQ
THCA	0.210	2.10
d9-THCP	8.01	80.1
d8-THCP	0.161	1.61
d8-THCO	<LOQ	<LOQ
d9-THCO	<LOQ	<LOQ
Total Cannabinoids	25.25	252.5

*ORELAP Accredited Analyte

Limit Of Quantitation: 0.1%, analyte not measured



These test results may not be altered or reproduced except in full without the permission of Pinnacle Analytics. These results were generated following the Oregon Administrative Rules and in accordance with the NELAP Institute under ORELAP License #4152
 Report generated by Flex_Potency_Rev1_2-9-2025


 Kris Ford, PhD
 Lab Director



Quality Control Results

Analyst: Megan A.

Analysis Batch: 4-7-2025 H3 101, 276 Flower

Pinnacle-Analytics.com
3549 Lear Way, Suite 101
Medford OR 97504
P:(541)300-8217

	Duplicate RPD		LCS % Recovery		Method Blank	
	H-O-F719-b	Limit	C-FL-040725-b	Limits	C-FB-040725-b	Limit
CBDA	0.939%	10%	100.0%	90-110%	<LOQ/2	LOQ/2
CBD	0.973%	10%	108.0%	90-110%	<LOQ/2	LOQ/2
d9-THC	2.19%	30%	105.0%	90-110%	<LOQ/2	LOQ/2
d8-THC	1.0%	10%	105.0%	90-110%	<LOQ/2	LOQ/2
THCA	1.57%	30%	98.8%	90-110%	<LOQ/2	LOQ/2


RPD: Relative Percent Difference between unknown sample and its duplicate

LCS: Laboratory Control Sample with known concentration

Case Comments: There were no divergences from ordinary Quality Control procedures or SOPs.



These test results may not be altered or reproduced except in full without the permission of Pinnacle Analytics. These results were generated following the Oregon Administrative Rules and in accordance with the NELAP Institute under ORELAP License #4152
Report generated by Flex_Potency_Rev1_2-9-2025


Kris Ford, PhD
Lab Director